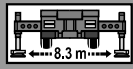
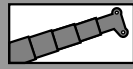



Tragfähigkeiten
Lifting capacities
Capacités de levage
Capacidades de elevación



36t

DIN / ISO / EN

 m	13.2 m*	13.2 m	17.6 m	21.9 m	26.3 m	30.6 m	35.0 m	39.3 m	43.7 m	48.0 m	52.4 m	56.7 m	60.0 m
2.7	180.0**												
3.0	170.7**	155.9**	120.0**	117.8**	90.0								
3.5	157.6**	140.3**	120.0**	117.8**	90.0	74.8							
4.0	146.2**	127.2**	120.0**	117.8**	90.0	74.8							
4.5	130.9**	116.1**	116.0**	115.4	90.0	72.5	56.5						
5.0	117.8**	106.5	106.4	105.8	90.0	69.8	56.5						
6.0	97.2	90.8	90.7	90.3	90.0	65.3	55.4	43.2	34.5				
7.0	82.2	78.7	78.6	79.1	78.6	59.9	51.9	43.2	34.5	27.9			
8.0	71.0	69.1	68.9	69.5	69.0	55.3	48.8	42.2	34.5	27.9	22.3		
9.0	62.3	61.3	61.1	61.6	60.2	51.3	46.3	40.0	34.0	27.9	22.3	18.3	
10.0	55.0	54.9	54.6	55.2	52.2	47.8	46.3	37.9	32.5	27.4	22.3	18.3	15.5
11.0			46.2	47.0	45.9	43.9	44.5	35.9	31.0	26.3	22.3	18.3	15.5
12.0			39.8	40.5	40.0	41.8	40.0	34.0	30.4	25.5	21.7	18.3	15.5
14.0			32.9	32.6	33.9	33.5	32.8	30.5	27.5	23.8	20.6	17.7	15.5
16.0				27.4	27.5	27.2	26.4	25.6	24.9	22.1	19.2	16.7	15.4
18.0				22.8	22.9	22.5	21.8	22.1	21.0	20.5	17.9	16.0	14.8
20.0					19.4	19.1	18.4	19.2	17.6	17.8	16.7	15.0	14.0
22.0					16.7	16.3	15.6	16.4	15.6	15.6	15.6	14.2	13.2
24.0						14.2	13.5	14.2	14.6	14.0	13.4	13.3	12.5
26.0						12.4	12.3	12.4	12.8	12.1	12.4	12.0	11.8
28.0							11.0	11.6	10.9	11.6	11.2	11.0	10.5
30.0								10.9	10.0	10.5	10.1	9.8	9.2
32.0								9.9	9.4	9.4	9.0	8.6	8.1
34.0									8.6	8.5	8.1	7.7	7.1
36.0									7.8	7.6	7.2	6.8	6.3
38.0										6.9	6.5	6.1	5.5
40.0										6.2	5.8	5.4	4.9
42.0											5.2	4.8	4.3
44.0											4.7	4.3	3.7
46.0												3.8	3.3
48.0												3.4	2.8
50.0													2.5
52.0													2.1
54.0													1.8
56.0													1.5

* Nach hinten / * Over rear / * A l'arrière / * Sobre la parte trasera

** Mit Zusatzhubausrüstungen / ** With additional lifting equipments / ** Avec équipements supplémentaires / ** Con equipos adicionales