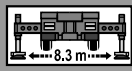
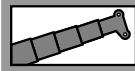



Tragfähigkeiten
Lifting capacities
Capacités de levage
Capacidades de elevación



24t

DIN / ISO / EN

 m	13.2 m*	13.2 m	17.6 m	21.9 m	26.3 m	30.6 m	35.0 m	39.3 m	43.7 m	48.0 m	52.4 m	56.7 m	60.0 m
2.7	180.0**												
3.0	170.7**	151.1**	120.0**	117.8**	90.0								
3.5	157.6**	135.7**	120.0**	117.8**	90.0	74.8							
4.0	139.2**	122.7**	120.0**	117.8**	90.0	74.8							
4.5	123.9**	111.6	111.6	110.9	90.0	72.5	56.5						
5.0	111.0	102.1	102.1	101.4	90.0	69.8	56.5						
6.0	91.2	86.7	86.6	87.2	86.4	65.3	55.4	43.2	34.5				
7.0	77.1	74.8	74.7	75.3	69.4	59.9	51.9	43.2	34.5	27.9			
8.0	66.3	65.4	65.3	62.1	57.6	53.4	48.8	42.2	34.5	27.9	22.3		
9.0	53.7	53.7	53.4	52.5	48.8	48.3	46.3	40.0	34.0	27.9	22.3	18.3	
10.0	44.3	44.3	43.9	44.7	44.6	43.6	40.9	37.9	32.5	27.4	22.3	18.3	15.5
11.0			38.1	38.7	40.6	38.6	36.2	33.9	31.0	26.3	22.3	18.3	15.5
12.0			34.0	35.0	35.1	34.5	32.3	30.3	29.2	25.5	21.7	18.3	15.5
14.0			26.3	27.2	27.3	26.9	26.2	25.8	23.8	23.4	20.6	17.7	15.5
16.0				21.8	22.0	21.6	20.9	21.7	19.7	19.5	19.2	16.7	15.4
18.0				18.1	18.1	17.7	17.0	17.8	17.8	17.5	16.4	16.0	14.8
20.0					15.9	14.7	15.1	14.8	15.2	14.9	15.0	14.1	13.9
22.0					13.6	12.6	13.9	13.5	13.5	13.1	12.7	12.1	12.0
24.0						11.7	12.0	11.7	11.6	11.2	10.8	10.2	10.2
26.0						10.3	10.4	10.2	10.0	9.6	9.2	8.7	8.7
28.0						9.1	9.1	8.9	8.8	8.3	7.9	7.4	7.4
30.0							8.1	7.8	7.7	7.2	6.8	6.3	6.3
32.0							7.2	6.9	6.7	6.3	5.9	5.4	5.4
34.0								6.1	5.9	5.5	5.1	4.6	4.6
36.0								5.4	5.2	4.8	4.4	3.9	3.9
38.0									4.6	4.2	3.8	3.3	3.3
40.0									4.1	3.7	3.3	2.8	2.8
42.0										3.2	2.8	2.3	2.3
44.0										2.8	2.4	1.8	1.8
46.0											2.0	1.5	1.4
48.0											1.7	1.1	1.1

* Nach hinten / * Over rear / * A l'arrière / * Sobre la parte trasera

** Mit Zusatzhubausrüstungen / ** With additional lifting equipments / ** Avec équipements supplémentaires / ** Con equipos adicionales